

Setup and Use of the pit bull Tire Tree:

The Pit Bull Tire Tree is a new product that allows tires to rest on when not in use. The Tire Tree is ideal for those who race and need extra tires on warmers ready for the next race or practice or for those who just need to get extra tires off the ground
-Space saving design - the tire tree folds flat in seconds allowing for easy storage and handling.

-No need in carrying the Tire Tree, just use the all purpose wheels to roll it anywhere

Initial Setup: The Tire Tree is shipped with the lower leg unattached to the base of the tree. Simply slide the leg up and align the two holes(Figure A). Once aligned install the permanent pin using two washers (one on each side) through the hole furthest away from the wheels of the unit(Figure B). Place the cotter pin in the hole on the end of the permanent pin and bend the cotter pin back so that the pin cannot be removed. Now place the ring pin into the other hole and the tire tree is now completely assembled(Figure C).

Figure A




Figure B



Figure C




Figure D



Regular Use: Rest the tire tree on the wheels and pull the ring pin of the lower leg of the Tire Tree. Fold the leg down until the holes align and place ring pin into the hole locking that leg (Figure D). Next, pull the other ring pin out and fold the second leg up aligning the holes again and place ring pin into that hole (Figure E). Now the tire tree is ready to be used.
-See other side for additional photos.

Figure E




Pit Bull Products, Inc.
614 Pearl Avenue
Huntsville, AL 35801



Toll Free: (877) 533-1977
Fax: (256) 533-3395
Website: www.pit-bull.com
E-mail: pitbull@hiwaay.net

Setup and Use of the **pit bull** Tire Tree Continued:

Tire Tree Folded Flat



Tire Tree in Horizontal Position



Pit Bull Products, Inc.
614 Pearl Avenue
Huntsville, AL 35801



Toll Free: (877) 533-1977
Fax: (256) 533-3395
Website: www.pit-bull.com
E-mail: pitbull@hiwaay.net